

Welcome Home!

Your Guide to King's Residence Move-In Day 2021



Before You Arrive

@ Check your DalNET email regularly

Our main way of communicating with you will be through your @dal.ca email. Make sure you're checking your email regularly to stay up-to-date on all residence and Move-In Day announcements.

Update your Residence Portal profile

Ensure that your **Residence Portal** has been updated with your contact info, a profile photo and that you have submitted all of your required forms, including: the 2021 Residence Offer, Residence Agreement, Residence Guidelines, and the Resident Vaccine Request.

Know your Move-In Day Appointment

We have sent an email to your @dal.ca address providing you with an appointment time for your move-in on September 5th. We ask that you try to stick to this appointment as it will allow our volunteers more time to provide you with assistance as you arrive on campus.

Check the Nova Scotia and federal travel guidelines

If you are travelling to King's from outside Nova Scotia, ensure that you have thoroughly read and understood the travel guidelines and restrictions from both the **province of Nova Scotia** and the **Canadian federal government**. Check back frequently to stay up-to-date on any changes.

Get Packing!

Check out our packing list on our **website** to find out what you should (and shouldn't) bring to campus with you on Move-In Day, as well as what is already included in your residence room!

COVID-19 Safety in Residence

Our Four Safety Pillars

- **Get vaccinated**
 - If you are able, get a full set of doses for a Health Canada approved COVID-19 vaccine (Pfizer, Moderna, AstraZeneca/CoviShield, or Janssen/J&J)
- **Get tested regularly**
 - If you are experiencing symptoms or have been to a COVID exposure site, make an appointment to receive a PCR test [here](#).
 - Consider getting rapid asymptomatic testing regularly at a local pop-up site, such as the Halifax Convention Centre (1650 Argyle St).
- **Stay home if you feel sick**
 - If you feel sick, even if you have received a negative COVID test, let your Don or Jr Don know and stay home. We can arrange to have a sick tray brought to your room from the dining hall!
- **Tell us!**
 - The safety and wellbeing of our residents and our community is our top priority. Don't hesitate to reach out to any residence life staff if you are concerned about your health or COVID-19 safety.



Other Safety Measures

Masks

Mandatory for all indoor residence spaces in September.




Guests

No off-residence guests permitted in September. Will be reevaluated throughout the year.



Physical Distancing

Maintain physical distancing when possible in small indoor spaces like laundry rooms, kitchens, and bedrooms.



Sanitization

Shared spaces are cleaned multiple times per day. Sanitize your hands when entering and exiting shared spaces.



Resident Arrival Process

1. Arriving on Campus

- As you arrive on campus our traffic volunteers will direct you to a move-in station closest to your residence building (see page 4).
- As you pull into the move-in station, **please remain in your vehicle and put on your mask for our health screening.**

2. Health Screening

- A member of the **Residence Life Staff (RLS)** will approach your vehicle and ask the resident and all guests a set of questions to assess if they may have previously been exposed to COVID-19.
- The resident's **move-in helper** (1 guest) will be asked to complete a contact tracing form.

3. Receiving Your Keys

- The resident will be directed to the nearest **Move-In Tent** to receive their keys and welcome package while volunteers help to unload personal belongings from the vehicle.

4. Unloading and Moving-In

- All **personal belongings will be unloaded into a assigned Move-In Station** where they can be safely left if multiple trips are required.
- An RLS member will help the resident find their room while a volunteer assists them in moving their belongings
- **One guest** will be permitted inside residence buildings to assist the resident in moving their belongings.

5. Parking

- After a vehicle is unloaded, the driver will be directed to a parking lot (see page 5).
- To maintain a smooth flow of traffic, **please park your vehicle before assisting a resident with moving in.**



Welcome Day Sessions

Parent & Supporters Webinar - September 2nd, 3PM (RSVP)

Hosted by the Dean of Students, this session is open to all family, friends, and guests of students looking to learn more about the King's community. This session will offer panel discussion from key campus departments to answer questions and provide insight on the year ahead. This event will be happening live online prior to Move-In Day, but will be available for viewing on our website if you can't make it!

Opening Ceremonies - September 5th, 3PM

Hosted by O-Week leaders from the King's Student Union and attended by the University President Bill Lahey, Dean of Students Katie Merwin, and other honored guests, this session will be your official welcome to the University of King's College.

Both students and guests will have the opportunity to attend our Welcome Day Opening Ceremonies hosted from the King's Library steps. We kindly ask that guests RSVP for this event, as attendance will be limited to 250 people in accordance with Nova Scotia outdoor gathering limits.



More To See On Move-In Day!

There's tons to do on your first day at King's beyond just unpacking; check out what our other departments have on offer for you in their offices or at tables around the Quad! Ask our staff or volunteers for directions.

Registrar's Office

The Registrar's Office can assist you with course registration and academic advising. They are also your primary resource for scholarships, bursaries, and financial aid! Table located near the Library steps and the Gym.

Bursar's Office

The Bursar's Office is responsible for Student Accounts (aka your tuition and fees). Speak them to understand more about your fees and how to pay them. Located on the 2nd floor of the **Arts & Administration Building**.

Foundational Year Program (FYP) Office

Have questions about the Foundational Year Program? The FYP Office will be available on Move-In Day to help you with everything you need to know for the first day of classes! Located on the 3rd floor of the **New Academic Building (NAB)**.

King's Student Union (KSU)

The KSU will have a table for you to register for O-Week (Orientation) and pick up your O-Week package. Additionally, KSU volunteers will be leading students to the DalCard office several times throughout the day to help them get their student IDs.

The KSU will also be hosting two O-Week events during the evening of September 5th, including:

- **Sex & Consent Talk with Venus Envy** from 6:45PM to 8:45PM
 - A fun and informative talk on safe and consensual sex featuring guests from Venus Envy, a local shop that advocates for a judgement-free approach to sex education.
- **Cocoa in the Quad** from 9PM to midnight
 - A relaxed event aimed at helping new students make friends while enjoying a warm drink under the night sky.

King's Co-op Bookstore

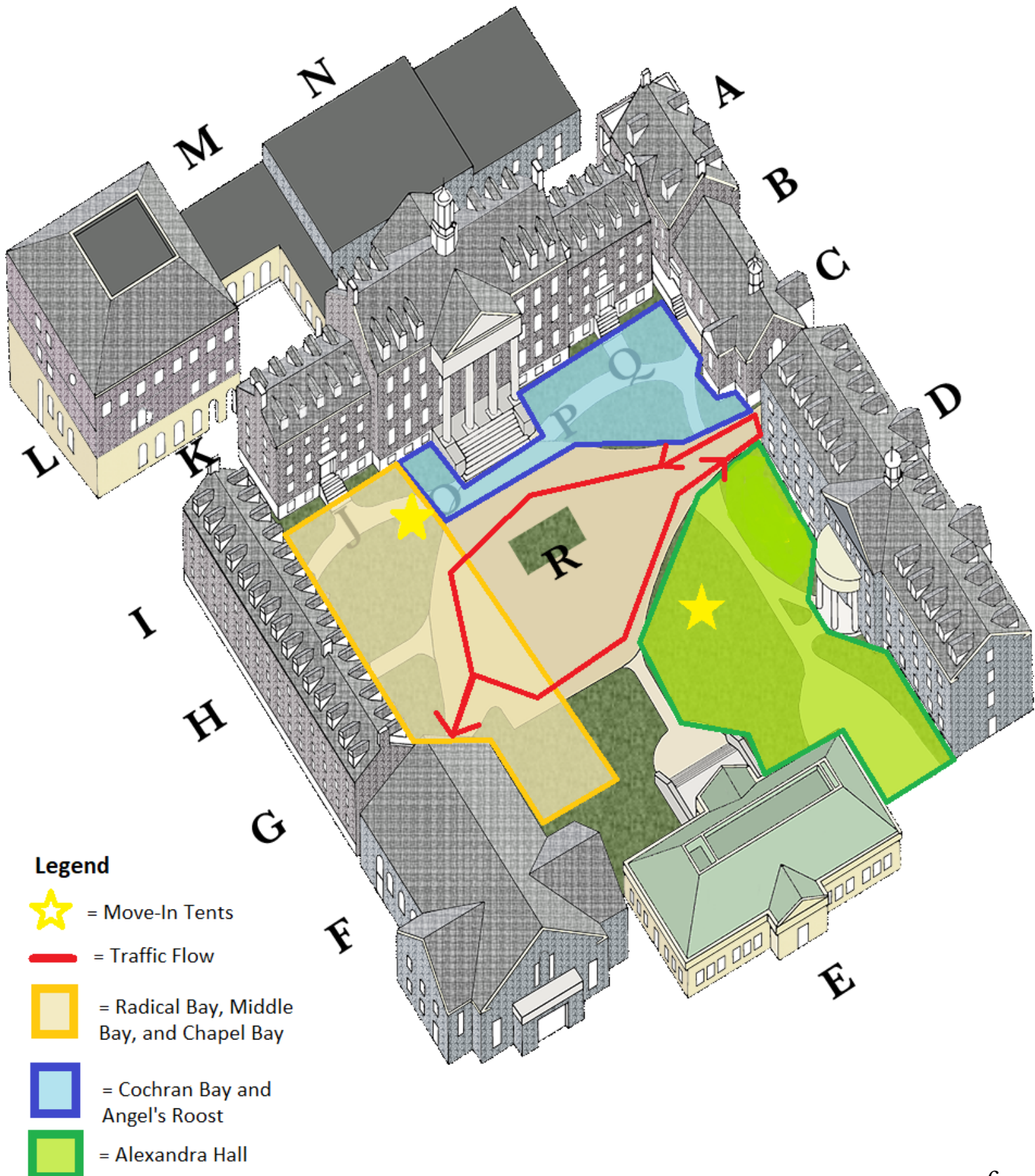
Located in the lower level of the **NAB**, the King's Co-op Bookstore is your one-stop shop for course books, King's merch, and a great collection of local and global reads. The bookstore will be open on Move-In Day!

The Galley/The Wardroom

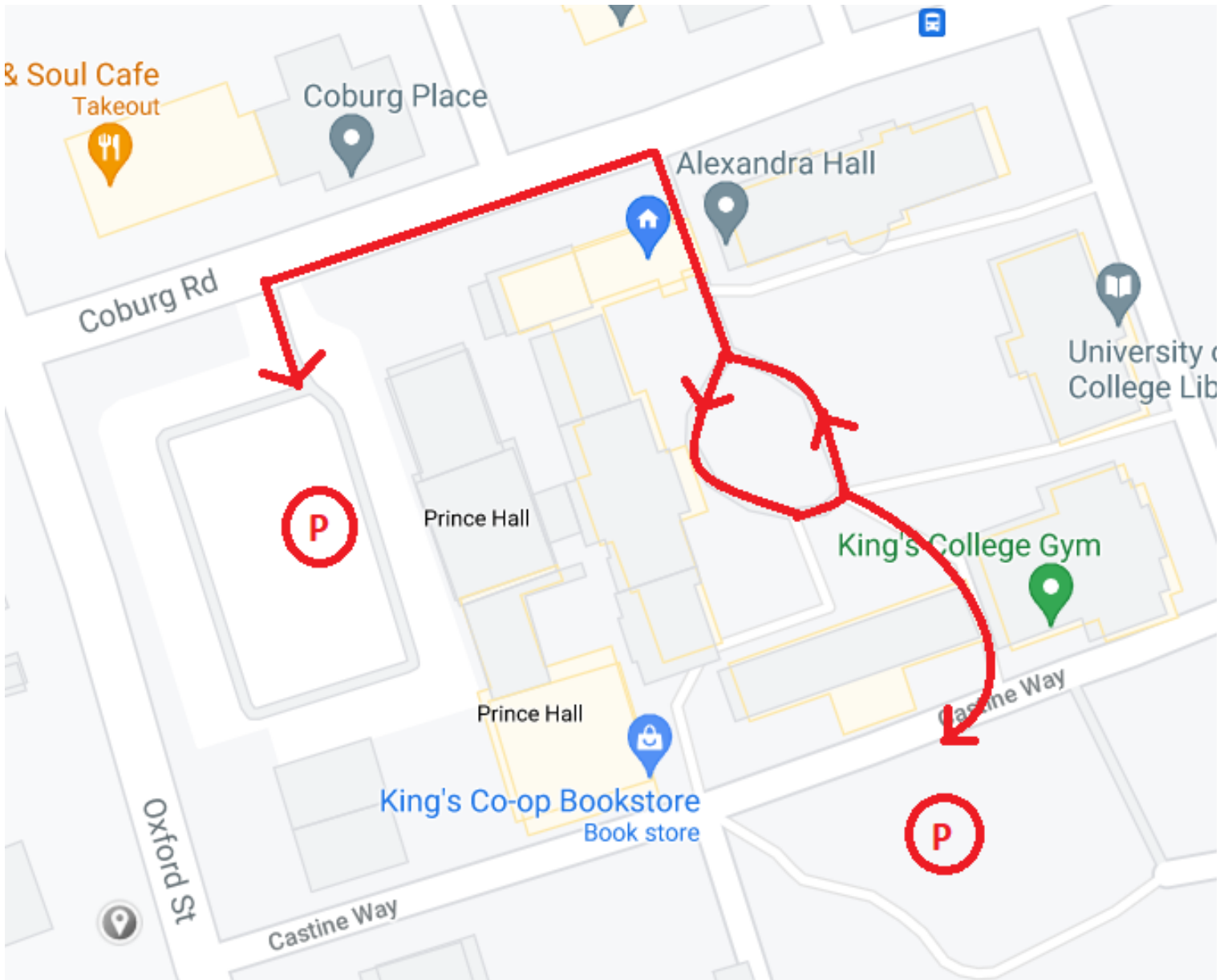
Our student-run café and pub will be offering refreshment and snacks on Move-In Day! Find them one floor below ground level in the **A&A Building** or ask our staff and volunteers for directions.




Move-In Day Campus Map



Move-In Day Parking Map



 = Parking lot

 = Flow of traffic



**Thank you for reading all the
way through!**

**We can't wait to welcome you
home to King's very soon!**

